

Tunable LED Round High Bay

3-Wattages + 3-CCT (35/40/50K), Wet Rated, 150 lm/W, Dimmable + Smart

FEATURES

Lumen Output	15000 to 36000 lumens
Efficacy	150 lm/W
Input Voltage	120-277V
Dimmable	0-10V Continuous
CCT	Select (3500K, 4000K, 5000K)
Rating	Wet Location
Warranty	5 Years

APPLICATIONS

Premium indoor luminaire for hanging or pendant mounting in high ceiling spaces above 25 feet. Suitable for gymnasiums, warehouses, manufacturing, packaging, storage, aisles, and covered decks.

CONSTRUCTION

Manufactured for durability using solid heavy duty die cast aluminum housing with anti-UV polyester coating to resist water, corrosion, discoloration, and scratching. Wet Location rated.

ELECTRICAL

Input voltages 120-277V models with 0-10V Continuous Dimming. Tunable 3-CCT (3500K, 4000K, 5000K) and Tunable 3-Wattages. Operating temperatures -40°F to 113°F (-40°C to 45°C).

MOUNTING

Steel Hook Mount for hanging standard. Optional adjustable Yoke Mount for surface mounting available.

OPTICS

Anti-UV Clear Polycarbonate Ridged Lens with 80 degree beam angle standard. 90 degree Aluminum and Prismatic Polycarbonate Reflectors available. Glare Shield Polycarbonate Drop Lens available.

CONTROLS

Installed fixture mounted PIR or Microwave Sensor with Daylight Priority. Remote Control or Bluetooth App Control options available. Installed Step-Down Auto-transformer for 480V to 277V applications available.

EMERGENCY

Installed 90 Minute Emergency Backup Battery Driver available.

LISTINGS

DLC Premium pending. UL certified to meet US and Canadian standards. FCC and RoHS compliant.

WARRANTY

5 year exclusive limited warranty.

Project:
Date:
Catalog No:
Prepared By:

150W Max and 240W Max Models



Hook Mount



Yoke Mount



PIR Sensor or Bluetooth



Microwave Sensor or Bluetooth



Remote Control



LCD Remote Control




Emergency Driver




TUNABLE CORRELATED COLOR TEMPERATURES (CCT)

3500K



4000K



5000K



SPECIFICATIONS

ENERGY DATA

Input Voltage: 120-277V
Input Frequency: 50/60 Hz
Wattage: 3-Wattages (150W Max, 240W Max)
Power Factor: >0.9
Total Harmonic Distortion (THD): 10%
Operating Temperature: -40°F to 113°F (-40°C to 45°C)

LIGHTING DATA

Lumens: 15000 to 36000
Lumens Per Watt: 150 lm/W
Correlated Color Temperature (CCT): 3-CCT (35K, 40K, 50K)
Dimmable: 0-10V
Color Rendering Index (CRI): >80
L70: 50000 hours

ORDERING INFORMATION

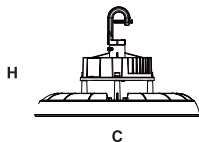
Model	Wattage	Voltage	Current	Lumens	Efficacy	CCT	Dimming	Color	Dimensions
11319	(100W, 120W, 150W)	120-277V	0.92A@120V, 0.40A@277V 1.10A@120V, 0.48A@277V 1.38A@120V, 0.60A@277V	15000 18000 22500	150 lm/W	(3500K, 4000K, 5000K)	0-10V	Black	ø11.16"C x 7.42"H
11316	(150W, 200W, 240W)	120-277V	1.38A@120V, 0.60A@277V 1.83A@120V, 0.79A@277V 2.20A@120V, 0.95A@277V	22500 30000 36000	150 lm/W	(3500K, 4000K, 5000K)	0-10V	Black	ø13.36"C x 7.77"H

Optics	Control	Emergency
Aluminum Reflector 90 Degrees (Fits: 240W Max model)	Microwave Sensor with Daylight Priority	[INSTALLED] Emergency LED Driver, 30W, 90-Min Battery
Prismatic Polycarbonate Reflector 90 Degrees (Fits: 240W Max model)	Microwave Sensor with Daylight Priority (Bluetooth/App Controlled)	
Enclosed PC Reflector 90° Beam Angle (Fits: 150W Max models)	PIR Sensor with Daylight Priority	
Enclosed PC Reflector 90° Beam Angle (Fits: 240W Max models)	PIR Sensor with Daylight Priority (Bluetooth/App Controlled)	
Glare Shield Polycarbonate Drop Lens (Fits: 240W Max model)	Remote Control for Sensor Settings	
Yoke Mount (Fits: 150W Max model)	Remote Control for Sensor Settings w/ LCD	
Yoke Mount (Fits: 240W Max model)	Remote Control for Sensor Settings w/ LCD	

PHYSICAL DIMENSIONS

150W Max Models

ø11.16"C x 7.42"H



240W Max Models

ø13.36"C x 7.77"H

